

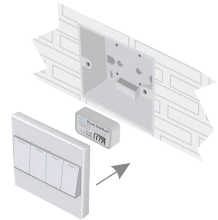
DALI Double Group Push Switch

- PC plastic shell.
- Small size, easy installation.
- No external power supply, simply connected to the DALI bus.
- Low voltage operation, safe and reliable.
- Applicable to home, office, hotel, supermarket etc.
- Ordinary reset switch can achieve DALI intelligent control.



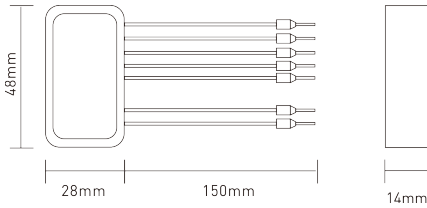
Main Characteristics

- Interface Protocol: DALI (IEC62386)
- Power Supply: DALI Bus
- Current: $\leq 8\text{mA}$ (static)
- Working Temperature: -30°C ~ 55°C
- Group Mode: 0-15
- Dimensions: L48xW28xH14(mm)
- Package Size: L50xW40xH30(mm)
- Weight(G.W.): 32g

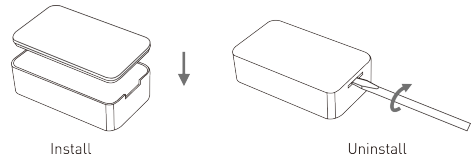


Hide this product in the switch box


Dimensions



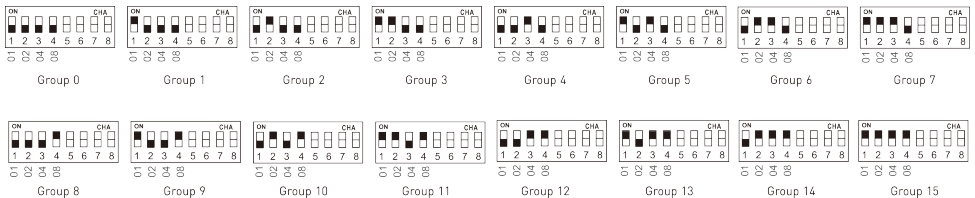
Installation Instruction

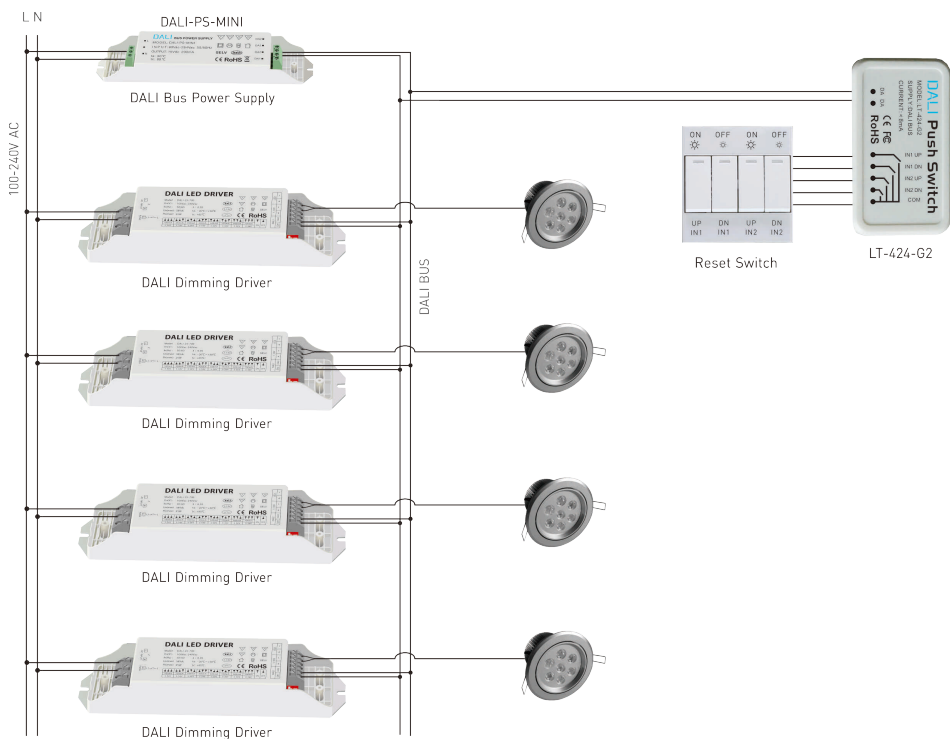
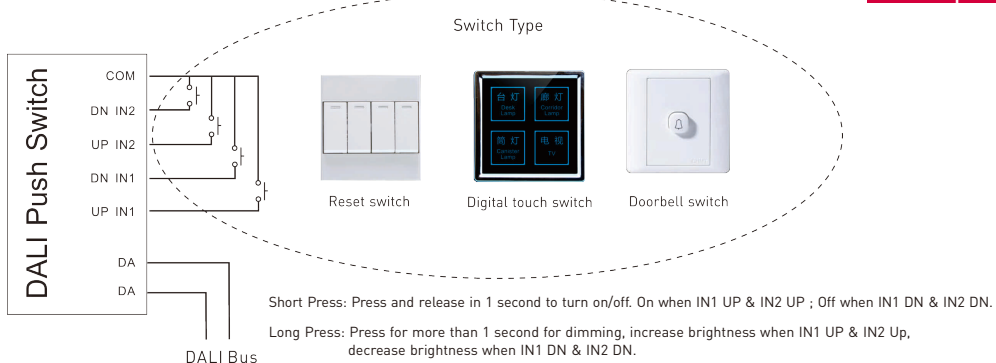


Set group address via dip switch:



Address value = the total value of [1-4], to get the place value when in "on" position, otherwise will be 0.





- Installation:**
1. Disconnect the power supply of all devices on the DALI bus before installing.
 2. Connect according to the above wiring diagram. DALI bus does not distinguish plus-minus polarity. Meanwhile connected to the reset switch.
 3. Open the shell, set up the address.

Note: This product is only suitable for the reset switch. It can be Key 1, Key 2, Key 3 or Key 4.

- Troubleshooting:** If the switch failure occurs after pressing, please check:
1. If the connection is correct;
 2. Make sure to use the reset switch;
 3. Check if the DALI power output is stable.